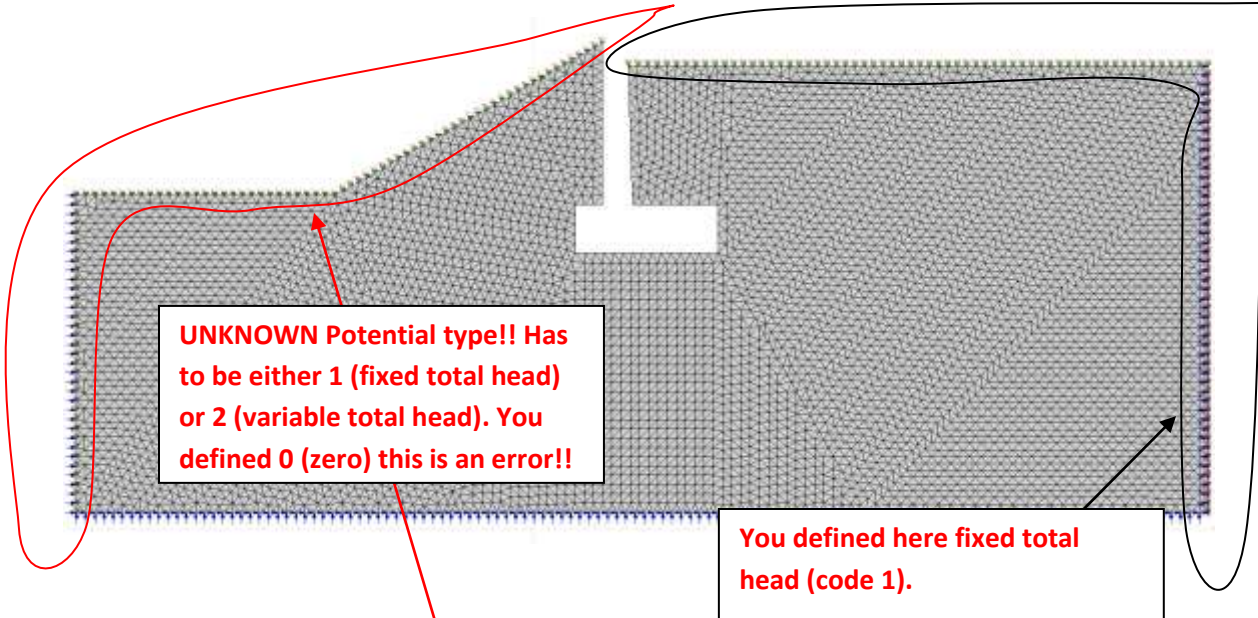


Caso L



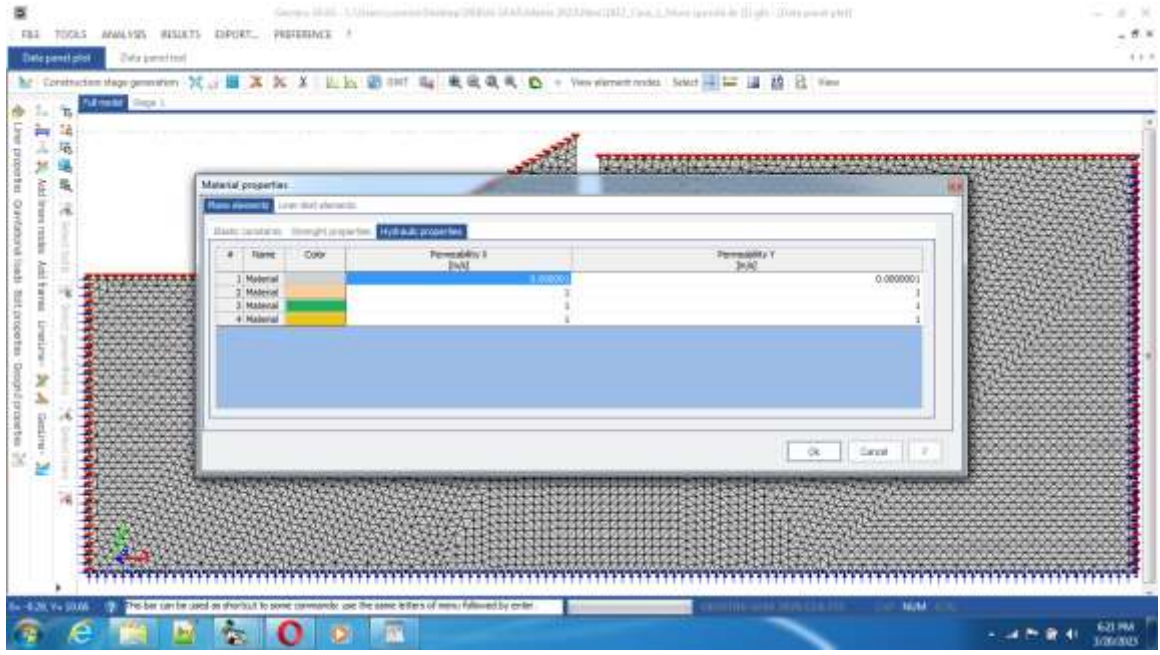
GenSim/GAS - C:\Users\coronel\Desktop\DIRAS GAS-Maria 303\New1\B1_1_Caso_L_Mario grande de 0.3gh - [Data panel tool]

FILE TOOLS ANALYSIS RESULTS EXPORT... PREFERENCES

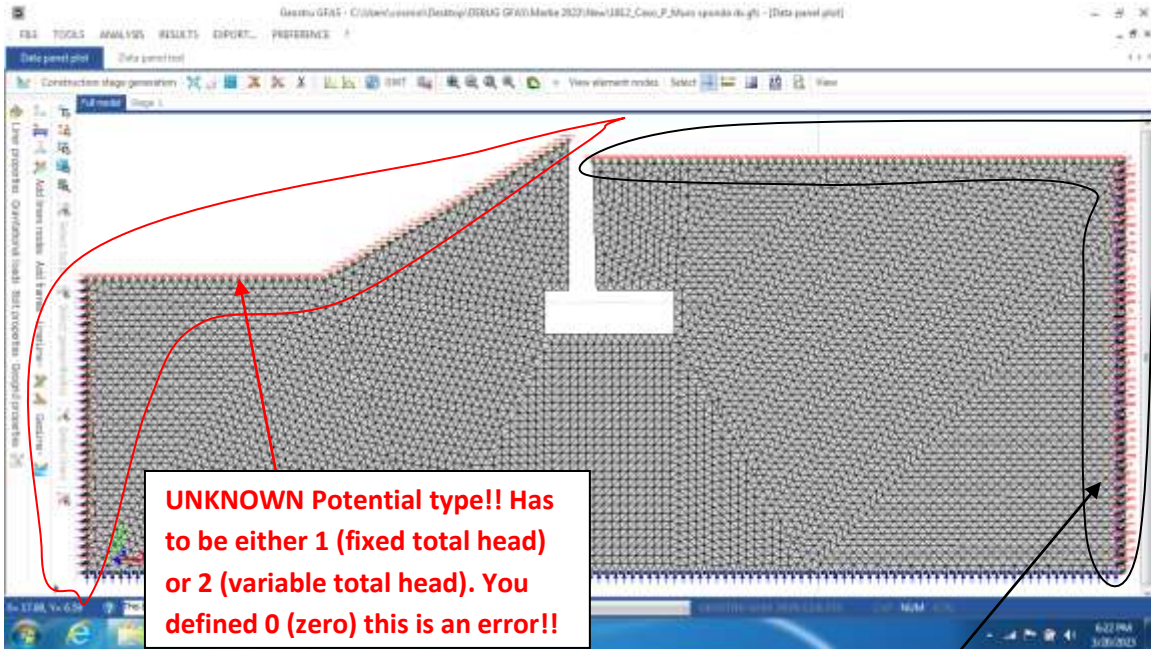
Data panel tool Data panel tool

	Nodes	Total Head [m]	Stage start	Stage end	Potential type
Line elements					
Beams	5288	10	1	1	0
Shell elements	5292	10	1	1	0
5315	10	1	1	1	0
5327	10	1	1	1	0
Stages	5336	10	1	1	0
5339	10	1	1	1	0
5389	10	1	1	1	0
Boundaries	5390	10	1	1	0
5404	10	1	1	1	0
5416	10	1	1	1	0
Prescribed displacements	5427	10	1	1	0
5438	10	1	1	1	0
5440	10	1	1	1	0
Total loads	5444	10	1	1	0
5490	10	1	1	1	1
5491	10	1	1	1	1
5492	10	1	1	1	1
5493	10	1	1	1	1
5494	10	1	1	1	1
5495	10	1	1	1	1
5496	10	1	1	1	1
5497	10	1	1	1	1
Loads	5498	10	1	1	1
5499	10	1	1	1	1
5500	10	1	1	1	1
Dynamic loads	5503	10	1	1	1
5504	10	1	1	1	1
5505	10	1	1	1	1
5507	10	1	1	1	1
5508	10	1	1	1	1
5509	10	1	1	1	1
5510	10	1	1	1	1
5511	10	1	1	1	1
5512	10	1	1	1	1

6:43:10 AM 11/07/2013



Caso P



Item elements	heads	Total Head	Stage start	Stage end	Potential
Beds	16	11	1	1	0
Geogrids	20	11	1	1	0
Stages	37	11	1	1	0
Stages	46	11	1	1	0
Stages	74	11	1	1	0
Stages	83	11	1	1	0
Boundaries	76	11	1	1	0
Boundaries	85	11	1	1	0
Boundaries	98	11	1	1	0
Boundaries	129	11	1	1	0
Boundaries	132	11	1	1	0
Boundaries	138	11	1	1	0
Boundaries	183	11	1	1	0
Boundaries	230	11	1	1	0
Boundaries	239	11	1	1	0
Boundaries	268	11	1	1	0
Boundaries	288	11	1	1	0
Boundaries	331	11	1	1	0
Boundaries	364	11	1	1	0
Boundaries	388	11	1	1	0
Boundaries	435	11	1	1	0
Boundaries	471	11	1	1	0
Boundaries	589	11	1	1	0
Boundaries	630	11	1	1	0
Boundaries	676	11	1	1	0
Boundaries	2670	18	1	1	2
Boundaries	3671	18	1	1	2
Boundaries	3362	18	1	1	2
Boundaries	2744	18	1	1	2
Boundaries	2749	18	1	1	2
Boundaries	3798	18	1	1	2
Boundaries	3818	18	1	1	2
Boundaries	3827	18	1	1	2
Boundaries	3885	18	1	1	2

